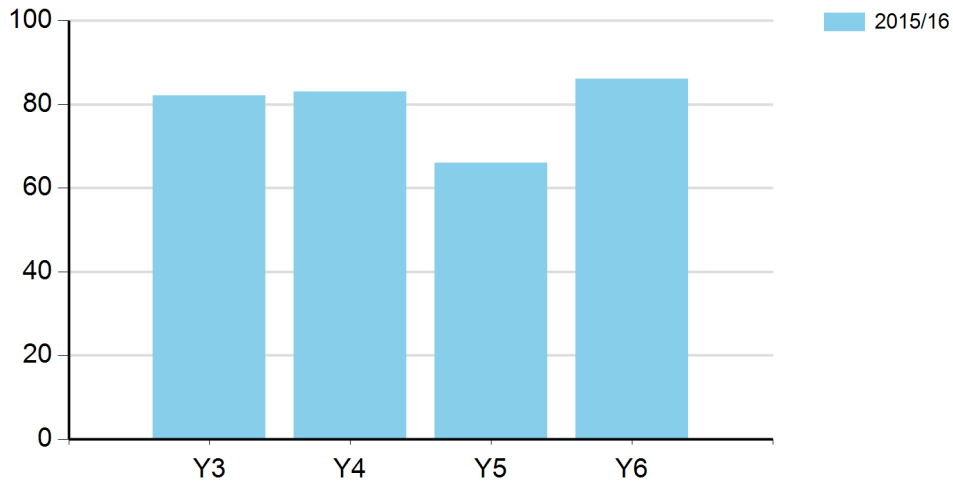


SCHOOL SPORT REPORT

GRANBY JUNIOR SCHOOL (2015/16)

Pupil Numbers



| | Total |
|---------|-------|
| 2015/16 | 317 |

Pupil Numbers (By Key Stage)

| | 2015/16 |
|--------------|---------|
| KS2 | 317 |
| School Total | 317 |



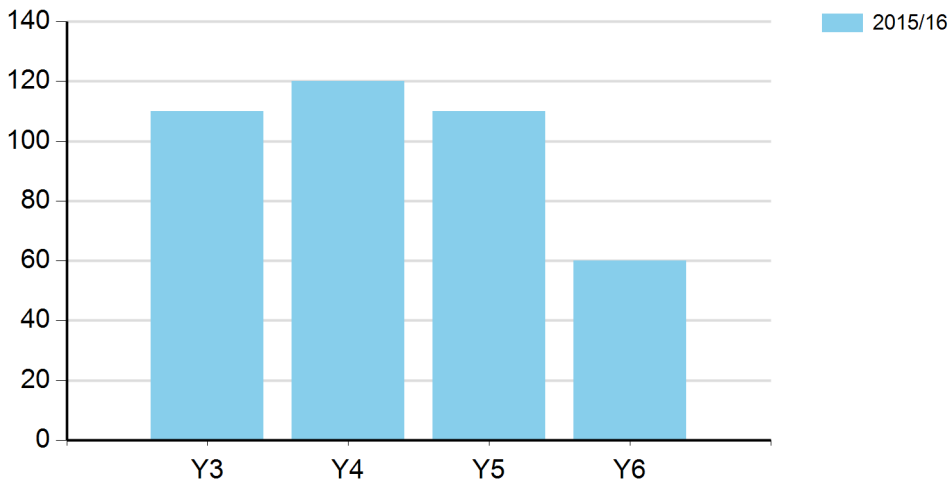
© 2015 EREWASH SSP & TEC I.T. Ltd

This report has been produced on behalf of EREWASH SSP and is based on information provided by individual schools.

EREWASH SSP and TEC I.T. Ltd accept no responsibility for inaccurate data submitted.

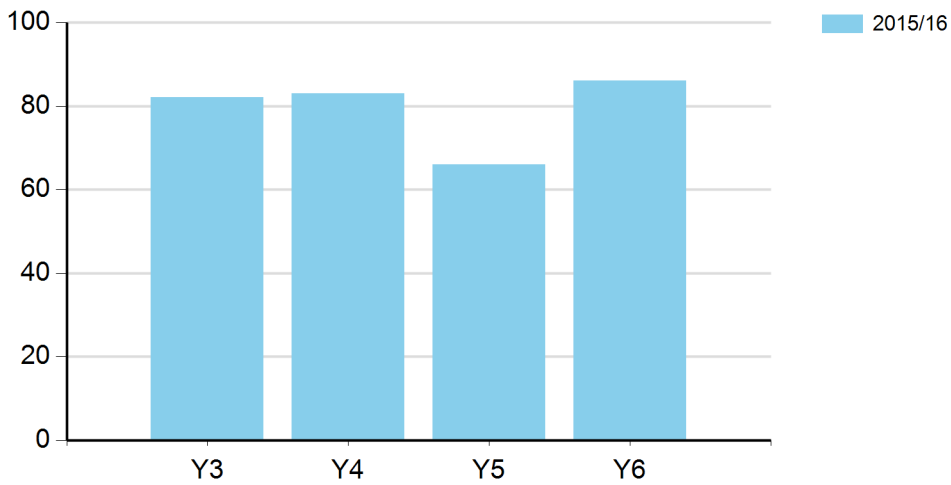


Minutes of PE in a typical week



| | Total |
|---------|-------|
| 2015/16 | 400 |

Number of young people participating in Intra School / Level 1 competitions



| | Total |
|---------|-------|
| 2015/16 | 317 |



© 2015 EREWASH SSP & TEC I.T. Ltd

This report has been produced on behalf of EREWASH SSP and is based on information provided by individual schools.

EREWASH SSP and TEC I.T. Ltd accept no responsibility for inaccurate data submitted.



Number of young people participating in Intra School / Level 1 competitions (By Key Stage)

| | 2015/16 |
|--------------|---------|
| KS2 | 317 |
| School Total | 317 |

Percentage of young people involved in Intra / Level 1 competition

| | 2015/16 |
|----------------------|---------|
| Y3 | 100.00% |
| Y4 | 100.00% |
| Y5 | 100.00% |
| Y6 | 100.00% |
| Total School Average | 100.00% |

Intra / Level 1 comments



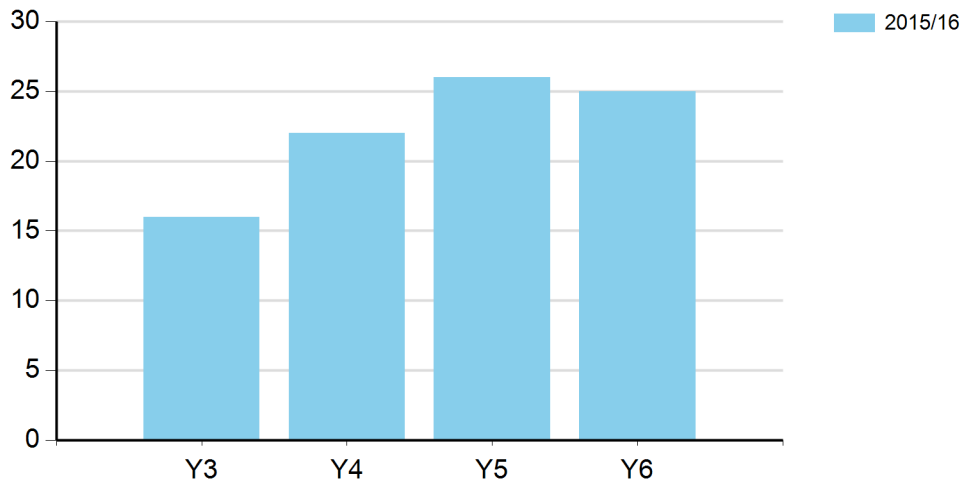
© 2015 EREWASH SSP & TEC I.T. Ltd

This report has been produced on behalf of EREWASH SSP and is based on information provided by individual schools.

EREWASH SSP and TEC I.T. Ltd accept no responsibility for inaccurate data submitted.



Number of young people involved in Inter / Level 2 competition



| | Total |
|---------|-------|
| 2015/16 | 89 |

Number of young people involved in Inter / Level 2 competition (By Key Stage)

| | 2015/16 |
|--------------|---------|
| KS2 | 89 |
| School Total | 89 |

Percentage of young people involved in Inter / Level 2 competition

| | 2015/16 |
|----------------------|---------|
| Y3 | 19.51% |
| Y4 | 26.51% |
| Y5 | 39.39% |
| Y6 | 29.07% |
| Total School Average | 28.08% |



© 2015 EREWASH SSP & TEC I.T. Ltd

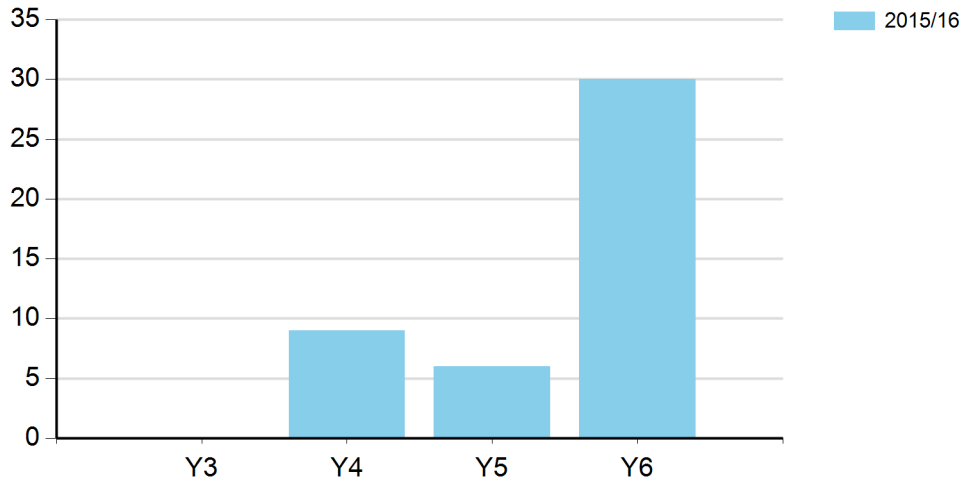
This report has been produced on behalf of EREWASH SSP and is based on information provided by individual schools.

EREWASH SSP and TEC I.T. Ltd accept no responsibility for inaccurate data submitted.



Inter / Level 2 comments

Number of young people involved in Sports Leadership



| | Total |
|---------|-------|
| 2015/16 | 45 |

Number of young people involved in Sports Leadership (By Key Stage)

| | 2015/16 |
|--------------|---------|
| KS2 | 45 |
| School Total | 45 |



© 2015 EREWASH SSP & TEC I.T. Ltd

This report has been produced on behalf of EREWASH SSP and is based on information provided by individual schools.

EREWASH SSP and TEC I.T. Ltd accept no responsibility for inaccurate data submitted.

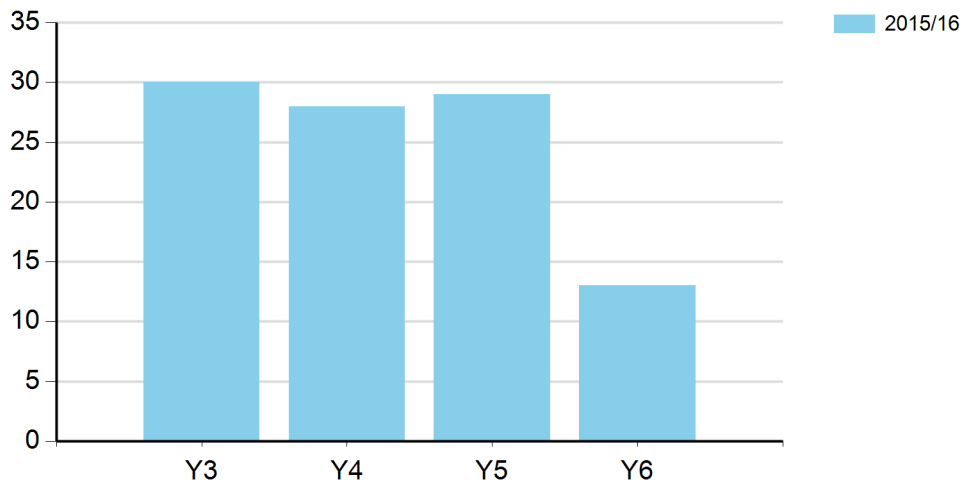


Percentage of young people involved in Sports Leadership

| | 2015/16 |
|----------------------|---------|
| Y3 | 0.00% |
| Y4 | 10.84% |
| Y5 | 9.09% |
| Y6 | 34.88% |
| Total School Average | 14.20% |

Leadership comments

Number of young people participating in extra curricular sporting activity



| | Total |
|---------|-------|
| 2015/16 | 100 |



© 2015 EREWASH SSP & TEC I.T. Ltd

This report has been produced on behalf of EREWASH SSP and is based on information provided by individual schools.

EREWASH SSP and TEC I.T. Ltd accept no responsibility for inaccurate data submitted.



Number of young people participating in extra curricular sporting activity (By Key Stage)

| | 2015/16 |
|--------------|---------|
| KS2 | 100 |
| School Total | 100 |

Percentage of young people participating in extra curricular sporting activity

| | 2015/16 |
|----------------------|---------|
| Y3 | 36.59% |
| Y4 | 33.73% |
| Y5 | 43.94% |
| Y6 | 15.12% |
| Total School Average | 31.55% |

Extra Curricular Comments



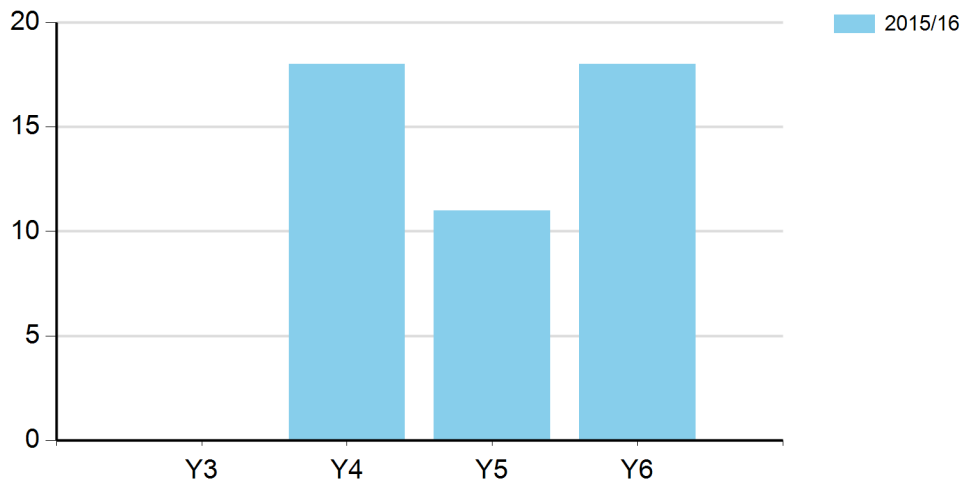
© 2015 EREWASH SSP & TEC I.T. Ltd

This report has been produced on behalf of EREWASH SSP and is based on information provided by individual schools.

EREWASH SSP and TEC I.T. Ltd accept no responsibility for inaccurate data submitted.



Number of young people (SEN) participating in Intra School / Level 1 competitions



| | Total |
|---------|-------|
| 2015/16 | 47 |

Number of young people (SEN) participating in Intra School / Level 1 competitions (By Key Stage)

| | 2015/16 |
|--------------|---------|
| KS2 | 47 |
| School Total | 47 |

Percentage of young people (SEN) involved in Intra / Level 1 competition

| | 2015/16 |
|----------------------|---------|
| Y3 | NaN |
| Y4 | 100.00% |
| Y5 | 100.00% |
| Y6 | 100.00% |
| Total School Average | 100.00% |



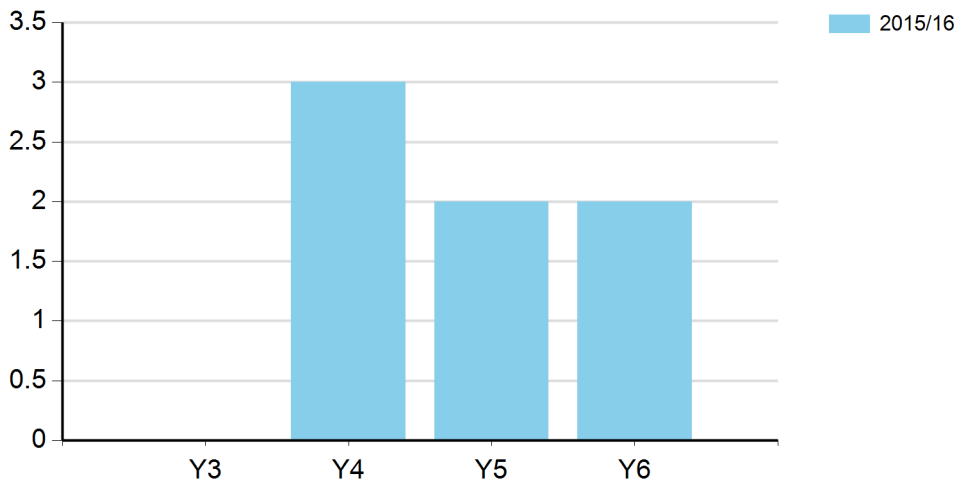
© 2015 EREWASH SSP & TEC I.T. Ltd

This report has been produced on behalf of EREWASH SSP and is based on information provided by individual schools.

EREWASH SSP and TEC I.T. Ltd accept no responsibility for inaccurate data submitted.



Number of young people (SEN) involved in Inter / Level 2 competition



| | Total |
|---------|-------|
| 2015/16 | 7 |

Number of young people (SEN) involved in Inter / Level 2 competition (By Key Stage)

| | 2015/16 |
|--------------|---------|
| KS2 | 7 |
| School Total | 7 |

Percentage of young people (SEN) involved in Inter / Level 2 competition

| | 2015/16 |
|----------------------|---------|
| Y3 | NaN |
| Y4 | 16.67% |
| Y5 | 18.18% |
| Y6 | 11.11% |
| Total School Average | 14.89% |



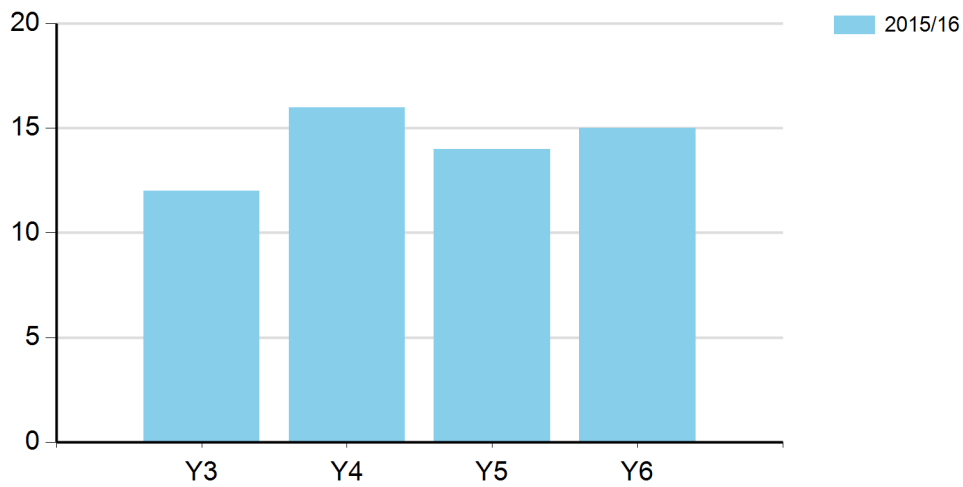
© 2015 EREWASH SSP & TEC I.T. Ltd

This report has been produced on behalf of EREWASH SSP and is based on information provided by individual schools.

EREWASH SSP and TEC I.T. Ltd accept no responsibility for inaccurate data submitted.



Number of young people (Pupil Premium) participating in Intra School / Level 1 competitions



| | Total |
|---------|-------|
| 2015/16 | 57 |

Number of young people (Pupil Premium) participating in Intra School / Level 1 competitions (By Key Stage)

| | 2015/16 |
|--------------|---------|
| KS2 | 57 |
| School Total | 57 |

Percentage of young people (Pupil Premium) involved in Intra / Level 1 competition

| | 2015/16 |
|----------------------|---------|
| Y3 | 100.00% |
| Y4 | 100.00% |
| Y5 | 100.00% |
| Y6 | 100.00% |
| Total School Average | 100.00% |



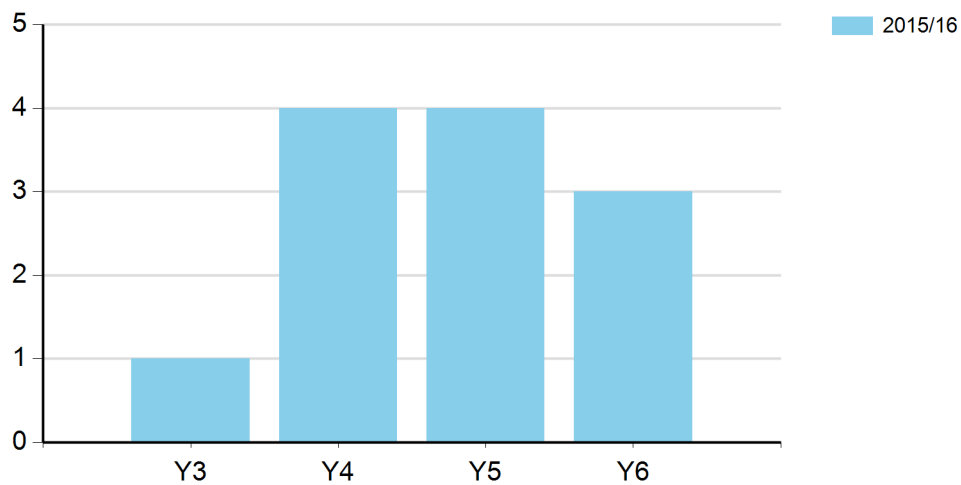
© 2015 EREWASH SSP & TEC I.T. Ltd

This report has been produced on behalf of EREWASH SSP and is based on information provided by individual schools.

EREWASH SSP and TEC I.T. Ltd accept no responsibility for inaccurate data submitted.



Number of young people (Pupil Premium) involved in Inter / Level 2 competition



| | Total |
|---------|-------|
| 2015/16 | 12 |

Number of young people (Pupil Premium) involved in Inter / Level 2 competition (By Key Stage)

| | 2015/16 |
|--------------|---------|
| KS2 | 12 |
| School Total | 12 |

Percentage of young people (Pupil Premium) involved in Inter / Level 2 competition

| | 2015/16 |
|----------------------|---------|
| Y3 | 8.33% |
| Y4 | 25.00% |
| Y5 | 28.57% |
| Y6 | 20.00% |
| Total School Average | 21.05% |



© 2015 EREWASH SSP & TEC I.T. Ltd

This report has been produced on behalf of EREWASH SSP and is based on information provided by individual schools.

EREWASH SSP and TEC I.T. Ltd accept no responsibility for inaccurate data submitted.

